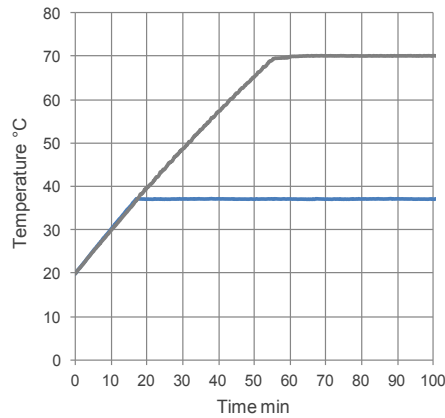


Typical performance data

Heat up time

Heat up time from 20°C

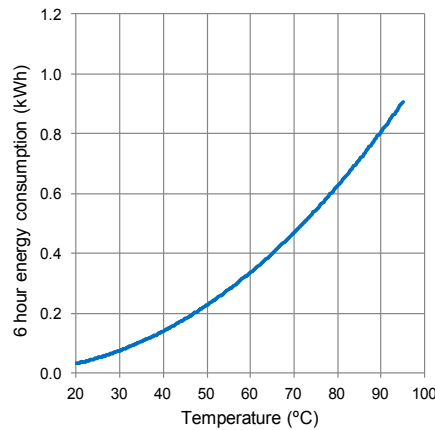
With lid 120V and 230V



Energy Consumption

Consumption is measured over a 6 hour period when the bath is controlling at set temperature. All figures are for guidance only. Consumption figures may vary due to factors such as ambient temperature, vessel loading and ventilation.

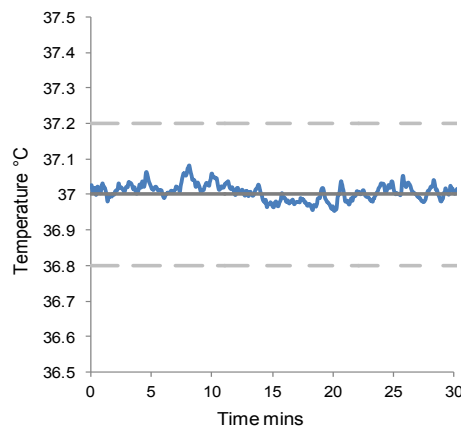
With lid 120V and 230V



Stability

Testing to DIN 12876

With lid at 37°C



With lid at 70°C

